

**#alveyreels**

## Recommended Line Size

Your 65GDRT reel will hold approximately 650 metres of 9 kg line. If fishing near rocks or other hazards use heavier line to help avoid line breakage.

## Filling the Spool with Line

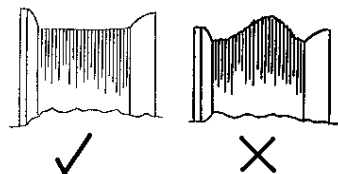
Always take the line from the front of the dispenser, never the side.

Wind firmly and evenly onto the spool, spreading the line with your fingers to give a smooth casting base.

Never stretch a nylon monofilament onto a spool; when it goes back to its original length it will exert strong enough crushing action to damage your spool.

Never allow loose coils to develop on your spool through careless uneven winding.

Adopt the habit of applying light finger tension when retrieving line and spread evenly over its bed.



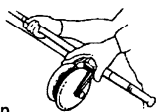
## Selecting a Rod

Your rod and reel outfit should be balanced so you can hold it comfortably over long periods. A matched set, which has a point of balance where it's held in the left hand, will give you the most comfortable posture. The ideal rod for this reel should be 3.3 to 4.8m in length.

The use of a short butt brings the reel into a natural position for rewinding with your elbows at your side and without strain.


## The Simple method for LONG DISTANCE SURF CASTING With the world's best side-cast reel – ALVEY!

1. To begin, place fingers of left hand on spool lip and thumb on release lever. Press lever... turn spool



2. Turn spool a full quarter to open-face casting position.

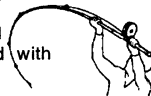
3. Release line from open runner. Restrain line with thumb on spool.



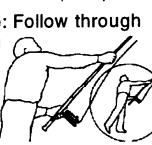
4. Casting position: Arms high rod held over shoulders, reel above rod.



5. Casting action: Punch hard with right hand, pull downward with left hand.



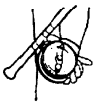
6. Casting drive: Follow through while releasing line grip as power is applied. Rod butt must clear left leg.



7. End of cast: Trap line at reel base. Turn drum back to fishing position.



8. Return line to open runner.



9 & 10 A comfortable fishing position makes hooking, playing or landing a fish more efficient.



# If you're left-handed simply carry out above instructions the other way round.

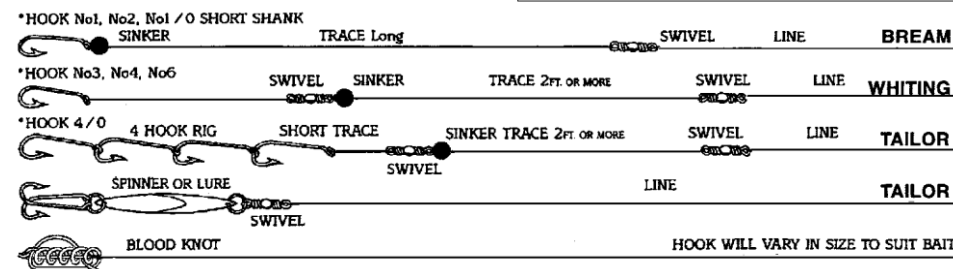
## Rigs & Swivels

When used properly a brass swivel is a very inexpensive and efficient way to keep a fishing line in good condition. Curls and twists in a line can be caused by many things, but can be kept to a minimum by the correct use of a swivel

## Swivel Sizes

Line breaking strain	Swivel size
1 – 5 kg	No 14
5 – 8 kg	No 12
8 – 15 kg	No 10
15 – 20 kg	No 9

Swivel must be above sinker



65GDRT



## One Way Drag Models

The one-way series of reels allows line to be released under a pre-set pressure. The extra advantage, for rock fishing in particular, is that you have the ability to override the drag setting as the handles are attached directly to the spool. This will provide you with maximum winding power when needed without the worry of the clutch slipping. The position of the star on the front of the reel also allows easy adjustment while playing a fish.

## Rapid Retrieve

The Rapid Retrieve Handle plate system is fitted to your new Alvey reel. How the system works is when you wind with the smaller close in handle on the plate you can achieve up to 35% increase in recovery rate as against the normal powerful 1:1 outer winding handle. The Rapid Retrieve system is great if you get baited after casting out or you occasionally enjoy throwing out a lure instead of a pilchard.

The big advantage of fishing with a 65GDR Alvey reel is that the handles are attached directly to the spool providing you with maximum winding power when needed without the worry of the clutch slipping. For instance, winding a fish up a rocky ledge or stopping a big fish before it gets you into a snag.

## Fish Alert

When leaving the rod and reel unattended, activate the fish alert on the back of the reel. If a fish takes line a warning noise will be heard.

## Maintenance

To lubricate your reel, remove the spindle screw and put 4 to 5 drops of light machine oil down the hole. Then lightly oil the handle, index mechanism and drag pawl. After each day of fishing relieve the drag tension, wash off salt and sand and lubricate as above before storage.